

The BAO-888 Programmer is designed to give you the ease and convenience of programming the memories and set menu options of your radio from your PC.

**Memory Channels Include:**

- 15 Memory Channels

**Other Menu Item Categories Include:**

- Common Settings

***The Programmer Is for so Much More than Just Memory Management.***

With the BAO-888 Programmer you can begin a new “factory fresh” file into which frequencies and option settings are entered. Or, you can read from the radio, store these details on your computer and make changes. Then, with minimal button pushing, send the new configuration back to the radio.

The Programmer allows you to create and save as many files as you want for your radio. Files can even be shared between users via email or the Internet. Any RT Systems Version 4.50 program can open a file from any other RT Systems Version 4.50 programmer... even from a different radio.

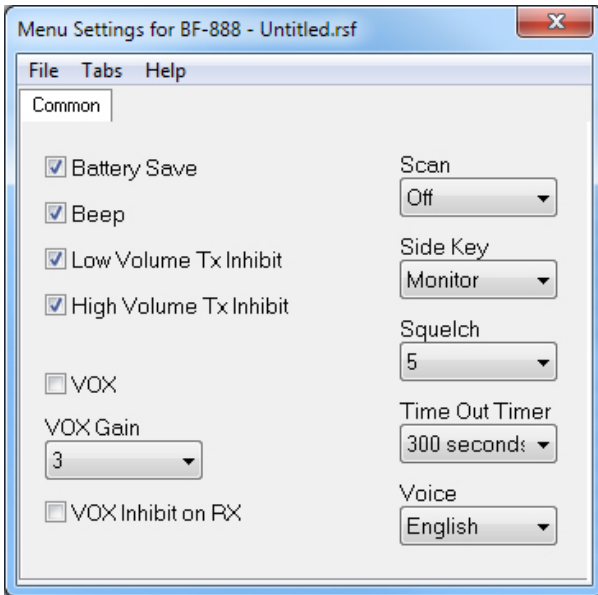
Managing all the options of this great little radio becomes easy with the Programmer. The cut, copy, paste and insert features of the Programmer make channel management easier than ever.

Open more than one file at a time. Memory channel information can be copied from one file to another within the Programmer making it really easy to set up a new file.



**Hardware Requirements:**

A PC running Windows XP, Vista, Windows 7 (32 or 64 bit) or Windows 8 (full version). A CD drive (local or network) for installation. A free USB port and RT Systems USB-K4Y interface cable. The cable connects the radio to the computer from the USB port on the computer to the speaker/mic jack on the radio.

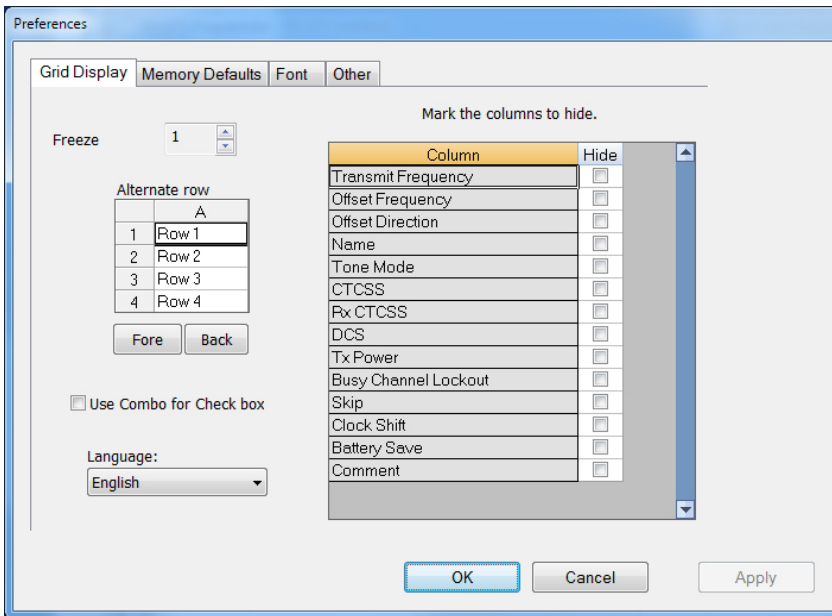


### Common

Use these screens to customize other set menu features of the radio. Check boxes toggle features on or off, drop down menus list all selections and blank boxes for personalized entry add to the ease of setting up your radio exactly like you want it.

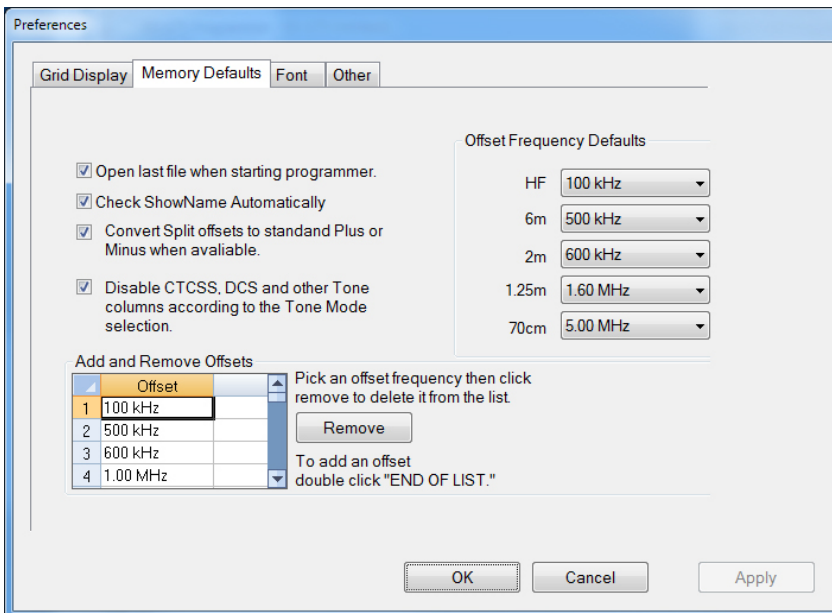
The entries on the Settings screens are made for you to “Set and Forget”. Once settings are customized, you are prompted to save before exiting. The saved settings will be there every time you create a new frequency file.

[Buy Now](#)



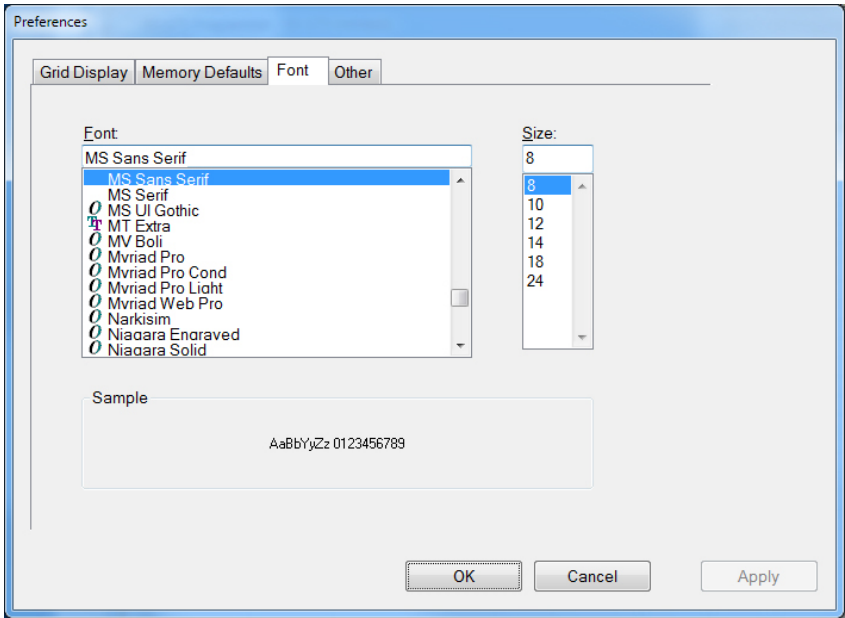
**Grid Display**

- RT Systems now available in English, French, German, Italian, Spanish, Portuguese and Japanese.
- Set colors for text (Fore) or background (Back) of alternate rows for easier viewing across the columns.
- Freeze columns to keep information on the screen as you scroll to the right of the page.
- Hide columns you don't use. Customize your print-out: hidden columns do not print.
- Use Combo for Check boxes – changes the grid to eliminate check box selections that are disabled on some systems.



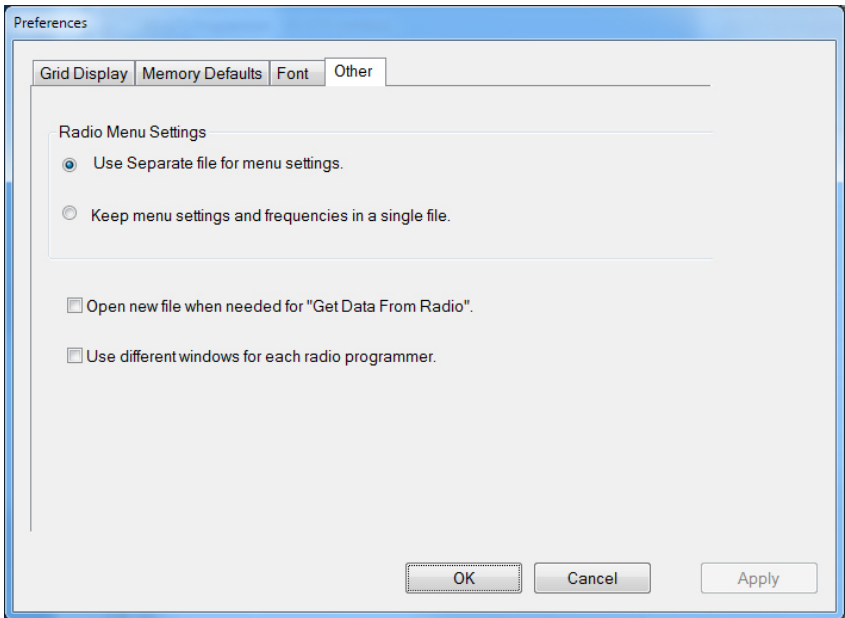
**Memory Defaults**

- Set options to control auto fill information for memory channel entries.



### Font

- Set options to control the font in the column headers of the channel entry screens. Select any font and font size available on your computer.



### Other

- Set options to control how the programmer handles the global Radio Menu Settings file.
  - Separate (default) handles the global settings of the radio in a “set and forget” fashion. Once you set these up and save the file you won’t have to reset them for a new frequency file.
  - Together as one gives you the ability to create files that are complete with frequencies and customized global settings. In this mode, each file begins with factory defaults for every option of the radio.
- Check “Get data from Radio” new file option to prevent data loss when you read from your radio into the programmer.
- Check “different window” option to make the programmer for a different radio run in completely separate window rather than in a separate tab of the same window.

[Buy Now](#)